

MICRO ANALYTICAL LABORATORIES, INC.

PHASE CONTRAST MICROSCOPY


1122
C & W Environmental Consulting
2532 Santa Clara Avenue
PMB 390
Alameda, CA 94501

PROJECT:
COUNTY OF MONTEREY
SUPERIOR COURTHOUSE
NORTH WING
240 CHURCH STREET
SALINAS, CA

Micro Log In **86544**
Total Samples 10
Date Sampled 08/31/2006
Date Received 09/01/2006
Date Analyzed 09/01/2006

Sample ID	Field Data	Lab Data	Fibers / cc	Limits	
Client: 83006-R2-1 Micro: 86544-01 OUTSIDE WORK AREA BASEMENT HOLDING CELLS	Time 424 Rate 4 Liters 1696.0	Fibers 14.5 Fields 100 F/mm ² 18.5	0.004	LCL 0.001 LOD 0.002 CV 0.35	UCL 0.007 LOQ 0.023
Client: 83106-R2-2 Micro: 86544-02 OUTSIDE WORK AREA BASEMENT SECURE ELEVATOR SHAFT	Time 579 Rate 4 Liters 2316.0	Fibers 6 Fields 100 F/mm ² 7.6	0.001	LCL 0.000 LOD 0.001 CV 0.35	UCL 0.002 LOQ 0.017
Client: 83106-R2-3 Micro: 86544-03 OUTSIDE WORK AREA 1ST FLOOR COURT HALL AT JURY ROOM	Time 585 Rate 4 Liters 2340.0	Fibers 38 Fields 100 F/mm ² 48.4	0.008	LCL 0.003 LOD 0.001 CV 0.30	UCL 0.013 LOQ 0.016
Client: 83106-R2-4 Micro: 86544-04 OUTSIDE WORK AREA 2ND FLOOR MEZZANINE	Time 599 Rate 4 Liters 2396.0	Fibers 85 Fields 100 F/mm ² 108.3	0.017	LCL 0.010 LOD 0.001 CV 0.23	UCL 0.025 LOQ 0.016
Client: 83106-R2-5 Micro: 86544-05 AL OUTSIDE WORK AREA 3RD FLOOR COURT HALL AT JURY ROOM	Time 595 Rate 4 Liters 2380.0	Fibers 25.5 Fields 100 F/mm ² 32.5	0.005	LCL 0.002 LOD 0.001 CV 0.30	UCL 0.008 LOQ 0.016

Technical Supervisor: _____


Frank Raviola, M.S.

9/1/2006
Date Reported

Analyst: _____

AL

AIHA IHLAP Laboratory Accreditation / PAT ID No. 101768. Samples are analyzed using the NIOSH 7400 Method (NIOSH Manual of Analytical Methods, 4th Ed., Issue 2 of Rev. 3, 8/15/1994). The "A" Rules are used, unless otherwise noted. The limit of detection (LOD) is 7 fibers/mm². Limits of quantification for optimal precision and accuracy are 100 (LOQ) and 1300 fibers/mm². The 95% UCL and LCL (Upper and Lower Confidence Limits of the Two-sided 95% Confidence Interval) represent the highest and lowest expected concentrations (in fibers/cc) for a given fiber count, based on the reported concentration. Intralaboratory coefficients of variation (CV) for various fiber loadings are reported. Limits for compliance testing may be calculated by the client, using the CV and an appropriate regulatory standard, e.g. UCL = (Concentration + [1.645 x CV x Standard]). Concentrations are field blank-corrected. Time is in minutes, flow rate is in liters per minute, 8 Hour TWA: calculated time weighted average concentration (in fibers/cc) based on 8 hours. Note: due to method variability, 95% LCL and UCL for the TWA may vary significantly from reported TWA values. The 8 hour TWA may not be statistically accurate for actual total times less than 8 hours; zero concentration is assumed for remaining time if no information is given. Micro Analytical Laboratories, Inc. assumes no responsibility for clients' interpretation of any requested TWA data or calculations in this report. Unless otherwise indicated on this report, all required Quality Control samples have been determined to be in control prior to releasing these analytical results. This report must not be reproduced except in full, with the approval of Micro Analytical Laboratories, Inc., and pertains only to the samples analyzed. Unless otherwise stated in this report, all samples were received in acceptable condition for analysis. Micro Analytical Laboratories, Inc. shall not be responsible for clients' deviations from any prescribed sampling parameters. Air volumes are based on client data. The laboratory's verifiability of results is limited to fibers per mm². N/A = not applicable.

MICRO ANALYTICAL LABORATORIES, INC.

PHASE CONTRAST MICROSCOPY


1122
C & W Environmental Consulting
2532 Santa Clara Avenue
PMB 390
Alameda, CA 94501

PROJECT:
COUNTY OF MONTEREY
SUPERIOR COURTHOUSE
NORTH WING
240 CHURCH STREET
SALINAS, CA

Micro Log In **86544**
Total Samples 10
Date Sampled 08/31/2006
Date Received 09/01/2006
Date Analyzed 09/01/2006

Sample ID	Field Data	Lab Data	Fibers / cc	Limits
Client: 83106-R2-6 Micro: 86544-06 OUTSIDE WORK AREA 3RD FLOOR ADMIN AT SWITCHBOARD OP	Time 605 Rate 4 Liters 2420.0	Fibers 38.5 Fields 100 F/mm ² 49.0	0.008	LCL UCL 0.003 0.012 LOD LOQ 0.001 0.016 CV 0.30
Client: 83106-R2-7 Micro: 86544-07 OUTSIDE WORK AREA OUTSIDE AIR EAST ROOF	Time 597 Rate 4 Liters 2388.0	Fibers 2.5 Fields 100 F/mm ² < 7.0	< 0.001	LCL UCL 0.000 0.002 LOD LOQ 0.001 0.016 CV 0.60
Client: 83106-R2-8 Micro: 86544-08 OUTSIDE WORK AREA PENTHOUSE WEST ROOM	Time 597 Rate 4 Liters 2388.0	Fibers 22.0 Fields 100 F/mm ² 28.0	0.005	LCL UCL 0.002 0.007 LOD LOQ 0.001 0.016 CV 0.30
Client: 86544-09 Micro: 86544-09 SEALED BLANK	Time Rate Liters	Fibers 0 Fields 100 F/mm ² < 7.0		LCL UCL LOD LOQ CV 0.60
Client: 86544-10 Micro: 86544-10 FIELD BLANK	Time Rate Liters	Fibers 0 Fields 100 F/mm ² < 7.0		LCL UCL LOD LOQ CV 0.60

Technical Supervisor: _____


Frank Rayoja, M.S.

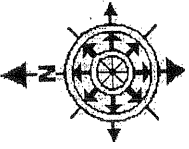
9/1/2006
Date Reported

Analyst: _____

AL

AIHA IHLAP Laboratory Accreditation / PAT ID No. 101768. Samples are analyzed using the NIOSH 7400 Method (NIOSH Manual of Analytical Methods, 4th Ed., Issue 2 of Rev. 3, 8/15/1994). The "A" Rules are used, unless otherwise noted. The limit of detection (LOD) is 7 fibers/mm². Limits of quantification for optimal precision and accuracy are 100 (LOQ) and 1300 fibers/mm². The 95% UCL and LCL (Upper and Lower Confidence Limits of the Two-sided 95% Confidence Interval) represent the highest and lowest expected concentrations (in fibers/cc) for a given fiber count, based on the reported concentration. Intralaboratory coefficients of variation (CV) for various fiber loadings are reported. Limits for compliance testing may be calculated by the client, using the CV and an appropriate regulatory standard, e.g. UCL = (Concentration + [1.645 x CV x Standard]). Concentrations are field blank-corrected. Time is in minutes, flow rate is in liters per minute, 8 Hour TWA: calculated time weighted average concentration (in fibers/cc) based on 8 hours. Note: due to method variability, 95% LCL and UCL for the TWA may vary significantly from reported TWA values. The 8 hour TWA may not be statistically accurate for actual total times less than 8 hours; zero concentration is assumed for remaining time if no information is given. Micro Analytical Laboratories, Inc. assumes no responsibility for clients' interpretation of any requested TWA data or calculations in this report. Unless otherwise indicated on this report, all required Quality Control samples have been determined to be in control prior to releasing these analytical results. This report must not be reproduced except in full, with the approval of Micro Analytical Laboratories, Inc., and pertains only to the samples analyzed. Unless otherwise stated in this report, all samples were received in acceptable condition for analysis. Micro Analytical Laboratories, Inc. shall not be responsible for clients' deviations from any prescribed sampling parameters. Air volumes are based on client data. The laboratory's verifiability of results is limited to fibers per mm². N/A = not applicable.

55544



C&W Environmental Consulting, Inc.

CHAIN OF CUSTODY

Client: County of Monterey - Superior Courthouse North Wing
 Site Address: 240 Church Street, Salinas CA

Project: _____

Sampling Date: 8/31/06
 Page (s): 1 of 1
 Turnaround Time: RUSH

ID	Analysis	Description	Start Time	Stop Time	Total Time	Average LPM	Total Liters	Pore Size
83006-022-1	PCM/TEM Yamate 2	OWA Basement - holding cells	8:26	15:30	424	4	1696	0.04
83106-022-2	↓	↓ secure elevator shaft	8:38	18:17	579		2310	
3	PCM	1st floor - court hall & jury room	8:45	18:10	585		2340	
4	↓	2nd floor - mezzanine	8:21	18:20	599		2396	
5	↓	3rd floor - court hall @ jury room	8:29	18:24	595		2380	
6	↓	↓ admin @ switchboard of outside air - east roof	8:27	18:31	605		2420	
7	PCM/TEM Yamate 2	↓ Penthouse west room	8:31	18:28	597		2388	
8	↓	sewer blank	8:32	18:29	597		2388	
-	↓	field blank	-	-	-		-	

Additional Notes: please analyze all PCMs 2001 free by TEM Yamate 2. Thanks!

Relinquished by: *[Signature]* Date & Time: 9/1/06 2:00pm

Relinquished by: *[Signature]* Date & Time: 9/1/06 5:05pm

Received by: *[Signature]* Date & Time: 9/1/06 2:00pm

Received by: *[Signature]* Date & Time: 9/1/06 02:46