

MICRO ANALYTICAL LABORATORIES, INC.

PHASE CONTRAST MICROSCOPY


1122
C & W Environmental Consulting
2532 Santa Clara Avenue
PMB 390
Alameda, CA 94501

PROJECT:
COUNTY OF MONTEREY
SUPERIOR COURTHOUSE
NORTH WING
240 CHURCH STREET
SALINAS, CA

Micro Log In **86978**
Total Samples 10
Date Sampled 09/13/2006
Date Received 09/14/2006
Date Analyzed 09/14/2006

| Sample ID | Field Data | Lab Data | Fibers / cc | Limits | |
|---|-------------------------------------|---|--------------|---|---|
| Client: 91306-1 Micro: 86978-01 OUTSIDE WORK AREA BASEMENT NORTHWEST CORRIDOR | Time 571 Rate 4 Liters 2284.0 | Fibers 8 Fields 100 F/mm ² 10.2 | 0.002 | LCL 0.001 UCL 0.003 LOD 0.001 LOQ 0.017 CV 0.35 | |
| Client: 91306-2 Micro: 86978-02 OUTSIDE WORK AREA BASEMENT DECON AT IT ROOM CONTAINMENT | Time 542 Rate 4 Liters 2168.0 | Fibers 27 Fields 100 F/mm ² 34.4 | | 0.006 | LCL 0.003 UCL 0.010 LOD 0.001 LOQ 0.018 CV 0.30 |
| Client: 91306-3 Micro: 86978-03 OUTSIDE WORK AREA BASEMENT FILE ROOM NORTH | Time 578 Rate 4 Liters 2312.0 | Fibers 16.5 Fields 100 F/mm ² 21.0 | 0.004 | | LCL 0.001 UCL 0.006 LOD 0.001 LOQ 0.017 CV 0.35 |
| Client: 91306-4 Micro: 86978-04 OUTSIDE WORK AREA BASEMENT FILE ROOM SOUTH | Time 576 Rate 4 Liters 2304.0 | Fibers 18 Fields 100 F/mm ² 22.9 | | 0.004 | LCL 0.001 UCL 0.006 LOD 0.001 LOQ 0.017 CV 0.35 |
| Client: 91306-5 Micro: 86978-05 KS OUTSIDE WORK AREA BASEMENT PUBLIC ELEVATOR PIT | Time 577 Rate 4 Liters 2308.0 | Fibers 42 Fields 100 F/mm ² 53.5 | 0.009 | | LCL 0.004 UCL 0.014 LOD 0.001 LOQ 0.017 CV 0.28 |

Technical Supervisor: _____


for Frank Raviola, M.S.

9/14/2006
Date Reported

Analyst: _____

KS

AIHA IHLAP Laboratory Accreditation / PAT ID No. 101768. Samples are analyzed using the NIOSH 7400 Method (NIOSH Manual of Analytical Methods, 4th Ed., Issue 2 of Rev. 3, 8/15/1994). The "A" Rules are used, unless otherwise noted. The limit of detection (LOD) is 7 fibers/mm². Limits of quantification for optimal precision and accuracy are 100 (LOQ) and 1300 fibers/mm². The 95% UCL and LCL (Upper and Lower Confidence Limits of the Two-sided 95% Confidence Interval) represent the highest and lowest expected concentrations (in fibers/cc) for a given fiber count, based on the reported concentration. Intralaboratory coefficients of variation (CV) for various fiber loadings are reported. Limits for compliance testing may be calculated by the client, using the CV and an appropriate regulatory standard, e.g. UCL = (Concentration + [1.645 x CV x Standard]). Concentrations are field blank-corrected. Time is in minutes, flow rate is in liters per minute. 8 Hour TWA: calculated time weighted average concentration (in fibers/cc) based on 8 hours. Note: due to method variability, 95% LCL and UCL for the TWA may vary significantly from reported TWA values. The 8 hour TWA may not be statistically accurate for actual total times less than 8 hours; zero concentration is assumed for remaining time if no information is given. Micro Analytical Laboratories, Inc. assumes no responsibility for clients' interpretation of any requested TWA data or calculations in this report. Unless otherwise indicated on this report, all required Quality Control samples have been determined to be in control prior to releasing these analytical results. This report must not be reproduced except in full, with the approval of Micro Analytical Laboratories, Inc., and pertains only to the samples analyzed. Unless otherwise stated in this report, all samples were received in acceptable condition for analysis. Micro Analytical Laboratories, Inc. shall not be responsible for clients' deviations from any prescribed sampling parameters. Air volumes are based on client data. The laboratory's verifiability of results is limited to fibers per mm². N/A = not applicable.

MICRO ANALYTICAL LABORATORIES, INC.

PHASE CONTRAST MICROSCOPY


1122
C & W Environmental Consulting
2532 Santa Clara Avenue
PMB 390
Alameda, CA 94501

PROJECT:
COUNTY OF MONTEREY
SUPERIOR COURTHOUSE
NORTH WING
240 CHURCH STREET
SALINAS, CA

Micro Log In **86978**
Total Samples 10
Date Sampled 09/13/2006
Date Received 09/14/2006
Date Analyzed 09/14/2006

| Sample ID | Field Data | Lab Data | Fibers / cc | Limits | |
|--|-------------------------------------|---|--------------|------------------------------------|--------------------------------------|
| Client: 91306-6 Micro: 86978-06 OUTSIDE WORK AREA BASEMENT IT ROOM | Time 591 Rate 4 Liters 2364.0 | Fibers 15 Fields 100 F/mm ² 19.1 | 0.003 | LCL 0.001 LOD 0.001 CV | UCL 0.005 LOQ 0.016 0.35 |
| Client: 91306-7 Micro: 86978-07 OUTSIDE WORK AREA BASEMENT HOLDING CELLS | Time 579 Rate 4 Liters 2316.0 | Fibers 23 Fields 100 F/mm ² 29.3 | 0.005 | LCL 0.002 LOD 0.001 CV | UCL 0.008 LOQ 0.017 0.30 |
| Client: 91306-8 Micro: 86978-08 OUTSIDE WORK AREA BASEMENT SECURE ELEVATOR PIT | Time 581 Rate 4 Liters 2324.0 | Fibers 30 Fields 100 F/mm ² 38.2 | 0.006 | LCL 0.003 LOD 0.001 CV | UCL 0.010 LOQ 0.017 0.30 |
| Client: BLANK Micro: 86978-09 SEALED BLANK | Time Rate Liters | Fibers 0 Fields 100 F/mm ² < 7.0 | | LCL LOD CV | UCL LOQ 0.60 |
| Client: BLANK Micro: 86978-10 FIELD BLANK | Time Rate Liters | Fibers 0 Fields 100 F/mm ² < 7.0 | | LCL LOD CV | UCL LOQ 0.60 |

Technical Supervisor: _____

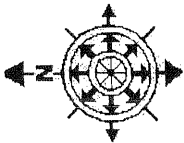

Frank Raviola, M.S.

9/14/2006
Date Reported

Analyst: _____

KS

AIHA IHLAP Laboratory Accreditation / PAT ID No. 101768. Samples are analyzed using the NIOSH 7400 Method (NIOSH Manual of Analytical Methods, 4th Ed., Issue 2 of Rev. 3, 8/15/1994). The "A" Rules are used, unless otherwise noted. The limit of detection (LOD) is 7 fibers/mm². Limits of quantification for optimal precision and accuracy are 100 (LOQ) and 1300 fibers/mm². The 95% UCL and LCL (Upper and Lower Confidence Limits of the Two-sided 95% Confidence Interval) represent the highest and lowest expected concentrations (in fibers/cc) for a given fiber count, based on the reported concentration. Intralaboratory coefficients of variation (CV) for various fiber loadings are reported. Limits for compliance testing may be calculated by the client, using the CV and an appropriate regulatory standard, e.g. UCL = (Concentration + [1.645 x CV x Standard]). Concentrations are field blank-corrected. Time is in minutes, flow rate is in liters per minute. 8 Hour TWA: calculated time weighted average concentration (in fibers/cc) based on 8 hours. Note: due to method variability, 95% LCL and UCL for the TWA may vary significantly from reported TWA values. The 8 hour TWA may not be statistically accurate for actual total times less than 8 hours; zero concentration is assumed for remaining time if no information is given. Micro Analytical Laboratories, Inc. assumes no responsibility for clients' interpretation of any requested TWA data or calculations in this report. Unless otherwise indicated on this report, all required Quality Control samples have been determined to be in control prior to releasing these analytical results. This report must not be reproduced except in full, with the approval of Micro Analytical Laboratories, Inc., and pertains only to the samples analyzed. Unless otherwise stated in this report, all samples were received in acceptable condition for analysis. Micro Analytical Laboratories, Inc. shall not be responsible for clients' deviations from any prescribed sampling parameters. Air volumes are based on client data. The laboratory's verifiability of results is limited to fibers per mm². N/A = not applicable.



C&W Environmental Consulting, Inc.

86978
pam

CHAIN OF CUSTODY

Project: 9113106

Client: County of Monterey - Salinas Courthouse - North Wing

Site Address: 240 Church St, Salinas

Sampling Date: 9/13/06

Page (s): 1 of 1

Turnaround Time: RUSH

| ID | Analysis | Description | Start Time | Stop Time | Total Time | Average LPM | Total Liters | Pore Size |
|---------|-------------------|----------------------------|------------|-----------|------------|-------------|--------------|-----------|
| 91306-1 | pam/TEM yamasz | Basement northwest corner | 7:29 | 17:00 | 571 | 4 | 2204 | 0.1 |
| 2 | } | Dean @ IT room Containment | 8:00 | 17:10 | 542 | } | 2168 | } |
| 3 | | file room north | 7:26 | 17:04 | 578 | | 2312 | |
| 4 | | file room south | 7:25 | 17:01 | 576 | | 2304 | |
| 5 | | public elevator pit | 7:23 | 17:00 | 577 | | 2308 | |
| 6 | | IT room | 7:22 | 17:13 | 591 | | 2364 | |
| 7 | | holding cells | 7:20 | 16:59 | 579 | | 2316 | |
| 8 | | secure elevator pit | 7:17 | 16:58 | 581 | | 2324 | |
| - | | pam sealed blank | | : | : | | | |
| - | field blank | | : | : | | | | |

Additional Notes:

Relinquished by: [Signature] Date & Time: 9/13/06 8:00pm

Relinquished by: [Signature] Date & Time: 9/13/06 9:00am

Received by: [Signature] Date & Time: 9/13/06 5:00pm

Received by: Kao Saebel Date & Time: 9/14/06 4:00pm

Asbestos/Lead

2532 Santa Clara Avenue, PMB 390, Alameda, California 94501
 Phone (510) 769-7230 ♦ Fax (510) 769-7270
 www.cwenvironmental.net