

MICRO ANALYTICAL LABORATORIES, INC.

PHASE CONTRAST MICROSCOPY


1122
C & W Environmental Consulting
2532 Santa Clara Avenue
PMB 390
Alameda, CA 94501

PROJECT:
**COUNTY OF MONTEREY
SALINAS COURTHOUSE
NORTH WING
240 CHURCH STREET
SALINAS, CA**

Micro Log In **87018**
Total Samples 10
Date Sampled 09/14/2006
Date Received 09/15/2006
Date Analyzed 09/15/2006

Sample ID	Field Data	Lab Data	Fibers / cc	Limits	
Client: 91406-1 Micro: 87018-01 OUTSIDE WORK AREA BASEMENT NORTHWEST CORRIDOR @ MECHANICAL ROOM	Time 605 Rate 4 Liters 2420.0	Fibers 16 Fields 100 F/mm ² 20.4	0.003	LCL 0.001 LOD 0.001 CV	UCL 0.005 LOQ 0.016 0.35
Client: 91406-2 Micro: 87018-02 OUTSIDE WORK AREA DECON @ IT ROOM CONTAINMENT	Time 606 Rate 4 Liters 2424.0	Fibers 33 Fields 100 F/mm ² 42.0	0.007	LCL 0.003 LOD 0.001 CV	UCL 0.011 LOQ 0.016 0.30
Client: 91406-3 Micro: 87018-03 OUTSIDE WORK AREA FILE ROOM NORTH	Time 610 Rate 4 Liters 2440.0	Fibers 54.5 Fields 100 F/mm ² 69.4	0.011	LCL 0.005 LOD 0.001 CV	UCL 0.017 LOQ 0.016 0.28
Client: 91406-4 Micro: 87018-04 OUTSIDE WORK AREA FILE ROOM SOUTH	Time 612 Rate 4 Liters 2448.0	Fibers 36 Fields 100 F/mm ² 45.9	0.007	LCL 0.003 LOD 0.001 CV	UCL 0.011 LOQ 0.016 0.30
Client: 91406-5 Micro: 87018-05 OUTSIDE WORK AREA PUBLIC ELEVATOR MACHINE ROOM	Time 609 Rate 4 Liters 2436.0	Fibers 34.5 Fields 100 F/mm ² 43.9	0.007	LCL 0.003 LOD 0.001 CV	UCL 0.011 LOQ 0.016 0.30

Technical Supervisor: _____


Frank Raviola, M.S.

9/15/2006
Date Reported

Analyst: _____

KS

AIHA IHLAP LABORATORY Accreditation / PAT ID No. 101768. Samples are analyzed using the NIOSH 7400 Method (NIOSH Manual of Analytical Methods, 4th Ed., Issue 2 of Rev. 3, 8/15/1994). The "A" Rules are used, unless otherwise noted. The limit of detection (LOD) is 7 fibers/mm². Limits of quantification for optimal precision and accuracy are 100 (LOQ) and 1300 fibers/mm². The 95% UCL and LCL (Upper and Lower Confidence Limits of the Two sided 95% Confidence Interval) represent the highest and lowest expected concentrations (in fibers/cc) for a given fiber count, based on the reported concentration. Intralaboratory coefficients of variation (CV) for various fiber loadings are reported. Limits for compliance testing may be calculated by the client, using the CV and an appropriate regulatory standard, e.g. UCL = (Concentration + [1.645 x CV x Standard]). Concentrations are field blank-corrected. Time is in minutes, flow rate is in liters per minute. 8 Hour TWA: calculated time weighted average concentration (in fibers/cc) based on 8 hours. Note: due to method variability, 95% LCL and UCL for the TWA may vary significantly from reported TWA values. The 8 hour TWA may not be statistically accurate for actual total times less than 8 hours; zero concentration is assumed for remaining time if no information is given. Micro Analytical Laboratories, Inc. assumes no responsibility for clients' interpretation of any requested TWA data or calculations in this report. Unless otherwise indicated on this report, all required Quality Control samples have been determined to be in control prior to releasing these analytical results. This report must not be reproduced except in full, with the approval of Micro Analytical Laboratories, Inc., and pertains only to the samples analyzed. Unless otherwise stated in this report, all samples were received in acceptable condition for analysis. Micro Analytical Laboratories, Inc. shall not be responsible for clients' deviations from any prescribed sampling parameters. Air volumes are based on client data. The laboratory's verifiability of results is limited to fibers per mm². N/A = not applicable.

MICRO ANALYTICAL LABORATORIES, INC.

PHASE CONTRAST MICROSCOPY


1122
C & W Environmental Consulting
2532 Santa Clara Avenue
PMB 390
Alameda, CA 94501

PROJECT:
COUNTY OF MONTEREY
SALINAS COURTHOUSE
NORTH WING
240 CHURCH STREET
SALINAS, CA

Micro Log In **87018**
Total Samples 10
Date Sampled 09/14/2006
Date Received 09/15/2006
Date Analyzed 09/15/2006

Sample ID	Field Data	Lab Data	Fibers / cc	Limits	
Client: 91406-6 Micro: 87018-06 OUTSIDE WORK AREA IT ROOM	Time 611 Rate 4 Liters 2444.0	Fibers 29 Fields 100 F/mm ² 36.9	0.006	LCL 0.002 LOD 0.001 CV	UCL 0.009 LOQ 0.016 0.30
Client: 91406-7 Micro: 87018-07 OUTSIDE WORK AREA HOLDING CELLS	Time 598 Rate 4 Liters 2392.0	Fibers 22.5 Fields 100 F/mm ² 28.7	0.005	LCL 0.002 LOD 0.001 CV	UCL 0.007 LOQ 0.016 0.30
Client: 91406-8 Micro: 87018-08 KS OUTSIDE WORK AREA PUBLIC ELEVATOR MACHINE ROOM	Time 609 Rate 4 Liters 2436.0	Fibers 17 Fields 100 F/mm ² 21.7	0.003	LCL 0.001 LOD 0.001 CV	UCL 0.006 LOQ 0.016 0.35
Client: BLANK Micro: 87018-09 SEALED BLANK	Time Rate Liters	Fibers 0 Fields 100 F/mm ² < 7.0		LCL LOD CV	UCL LOQ 0.60
Client: BLANK Micro: 87018-10 FIELD BLANK	Time Rate Liters	Fibers 0 Fields 100 F/mm ² < 7.0		LCL LOD CV	UCL LOQ 0.60

Technical Supervisor: _____

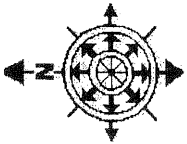

Frank Raviola, M.S.

9/15/2006
Date Reported

Analyst: _____

KS

AIHA IHLAP LABORATORY Accreditation / PAT ID No. 101768. Samples are analyzed using the NIOSH 7400 Method (NIOSH Manual of Analytical Methods, 4th Ed., Issue 2 of Rev. 3, 8/15/1994). The "A" Rules are used, unless otherwise noted. The limit of detection (LOD) is 7 fibers/mm². Limits of quantification for optimal precision and accuracy are 100 (LOQ) and 1300 fibers/mm². The 95% UCL and LCL (Upper and Lower Confidence Limits of the Two sided 95% Confidence Interval) represent the highest and lowest expected concentrations (in fibers/cc) for a given fiber count, based on the reported concentration. Intralaboratory coefficients of variation (CV) for various fiber loadings are reported. Limits for compliance testing may be calculated by the client, using the CV and an appropriate regulatory standard, e.g. UCL = (Concentration + [1.645 x CV x Standard]). Concentrations are field blank-corrected. Time is in minutes, flow rate is in liters per minute, 8 Hour TWA: calculated time weighted average concentration (in fibers/cc) based on 8 hours. Note: due to method variability, 95% LCL and UCL for the TWA may vary significantly from reported TWA values. The 8 hour TWA may not be statistically accurate for actual total times less than 8 hours; zero concentration is assumed for remaining time if no information is given. Micro Analytical Laboratories, Inc. assumes no responsibility for clients' interpretation of any requested TWA data or calculations in this report. Unless otherwise indicated on this report, all required Quality Control samples have been determined to be in control prior to releasing these analytical results. This report must not be reproduced except in full, with the approval of Micro Analytical Laboratories, Inc., and pertains only to the samples analyzed. Unless otherwise stated in this report, all samples were received in acceptable condition for analysis. Micro Analytical Laboratories, Inc. shall not be responsible for clients' deviations from any prescribed sampling parameters. Air volumes are based on client data. The laboratory's verifiability of results is limited to fibers per mm². N/A = not applicable.



C&W Environmental Consulting, Inc.

CHAIN OF CUSTODY

87018
PCM

Client: County of Monterey - Salinas Courthouse - North Wing Sampling Date: 9/14/06

Site Address: 240 Church St, Salinas Page (s): 1 of 1

Turnaround Time: RUSH

ID	Analysis	Description	Start Time	Stop Time	Total Time	Average LPM	Total Liters	Pore Size
91400-1	PCM/TEM water	Basement - northwest corridor - mechanical room	7:56	18:01	605	4	2420	0.1µm
2		Clean IT room containment	7:54	18:00	606		2424	
3		File room north	7:53	18:03	610		2440	
4		File room south	7:52	18:04	612		2448	
5		public elevator machine room	7:50	17:59	609		2436	
6		IT room	7:47	17:58	611		2444	
7		holding cells	7:59	17:57	598		2392	
8		public elevator machine room	7:47	17:56	609		2436	
-	-	sealed bank	-	-	-	-	-	-
-	-	field blank	-	-	-	-	-	-

Additional Notes:

Requisitioned by: [Signature] Date & Time: 9/14/06 8:00p

Requisitioned by: [Signature] Date & Time: 9/14/06 9:00a

Received by: [Signature] Date & Time: 9/14/06 8:00a

Received by: Kad Saeed Date & Time: 9/15/06 4:00pm

Asbestos/Lead

2532 Santa Clara Avenue, PMB 390, Alameda, California 94501
 Phone (510) 769-7230 ♦ Fax (510) 769-7270
 www.cwenvironmental.net